



## TECHNICAL DATA SHEET SPECIAL UV

WoodPlus Coatings Group Ltd.  
12-1064 Salk Rd., Suite 233  
Pickering, Ontario, Canada L1W 4B5  
Bus.: 1-844-373-9663



### DESCRIPTION

WoodPlus™ *Special UV*™ is a transparent exterior wood coating made of 100% natural oil. *Special UV*™ is a non-hazardous and ecologically sound product with low emissions (< 20 g/L VOC) and no solvents (non-flammable). *Special UV*™ provides ultimate UV protection and allows the natural moisture of the wood to escape. *Special UV*™ will help preserve and enhance the natural beauty of your wood.

### RECOMMENDED USES

*Special UV*™ is ideal for application on decks, fences, gazebos, sheds and garden furniture.

### AVAILABLE COLOURS

**Bases:** Clear (000), Natural (100) - Bases can be tinted with universal colorants.



000 Clear Satin / Satin clair



100 Natural / Naturel



200 Cedar / Cèdre



275 Honey Gold / Miel doré



300 Oak / Chêne



350 Chamois




400 Walnut/ Noyer




425 TMW Brown / Brun TMW




430 Espresso



450 DK Walnut / Noyer sombre



480 Woodsmoke / Fumée de bois



490 HK Brown / Brun HK



500 Teak / Teck



600 Mahogany / Acajou



825 Sky Grey / Gris ciel




850 Barn Board / Bois de grange

Special Translucent Colours: Contact WoodPlus for information

Couleurs spéciales : Contacter WoodPlus pour plus d'information



853 Green / Vert



867 Blue Jay / Geai bleu



869 Red / Rouge



871 Yellow / Jaune



908 Black / Noir

### PRODUCT CHARACTERISTICS

- Designed for high performance in any climate
- Outstanding UV protection, water repellent
- Self priming, water reducible
- Excellent physical wear characteristics
- Easy application, quick drying
- Excellent colour retention
- Breathable finish
- Warm water cleanup



## TECHNICAL DATA SHEET SPECIAL UV

WoodPlus Coatings Group Ltd.  
12-1064 Salk Rd., Suite 233  
Pickering, Ontario, Canada L1W 4B5  
Bus.: 1-844-373-9663



### TECHNICAL DATA

**Colour:** Opaque liquid

**Odour:** Slight oil

**Solids:** 10 +/- 1% by weight

**Weight/gal:** 10.48 lb/gal

**Flashpoint:** 97°C

**VOC content:** 18.1 g/L

**Gloss level:** 20-35 G.U. (2 coats)

**Viscosity:** 250 cpu

**SURFACE PREPARATION INSTRUCTIONS** – (For more information, refer to the consumer application guide on our website at [www.woodpluscoatings.com](http://www.woodpluscoatings.com) )

- Wood must be clean and dry (less than 19% moisture content).
- Remove all dirt dust, wax, grease, mildew and mill glaze.
- Do not apply over acrylic, varnish and urethane surfaces.
- New smooth wood must be sanded with 60-80 grit sandpaper to remove mill glaze.
- Remove all sanding dust with clean rags and acetone prior to application.

**APPLICATION INSTRUCTIONS** (For more detailed instructions, consult the Consumer Application Guide available on our website: [www.woodpluscoatings.com](http://www.woodpluscoatings.com) )

- Product is ready to use. Do not thin.
- Stir thoroughly before and during use.
- DO NOT apply in direct sunlight or on a surface that is hot to the touch.
- Temperature must be above 10°C and not more than 30°C.
- Apply in the direction of the grain completing a full board at a time
- Maintain a wet edge and saturate any open or cut end boards.
- DO NOT apply in wet weather or when inclement weather is imminent.

### COVERAGE

| Type of wood surface   | First coat  | Second Coat   |
|------------------------|---|---|
| Smooth surface         | 400-500 ft <sup>2</sup> /gal (40-50m <sup>2</sup> /3.78L) | 500-600 ft <sup>2</sup> /gal (50-60m <sup>2</sup> /3.78L) |
| Rough/textured surface | 250-300 ft <sup>2</sup> /gal (25-30m <sup>2</sup> /3.78L) | 350-400 ft <sup>2</sup> /gal (35-40m <sup>2</sup> /3.78L) |

**Note:** The above coverage is approximate and may vary due to surface porosity of the substrate.

**CLEANUP:** Warm water.

**DRY TIME:** To the touch (1 hour) – Recoat (3-4 hours) – Light traffic (24 hours)

### AVAILABLE CONTAINER SIZES

1 gallon (3.78L), 5 gallons (18.79L)

\*Drums (200L) and Totes (1000L) industrial only.

### MAINTENANCE

Clean surfaces regularly: thorough cleaning with garden hose/sprayer and a soft brush to remove dirt, debris, and effects of weather on the coating. DO NOT use chemical strippers/cleaners to clean surfaces before coating. Inspect surfaces on a regular basis to identify damaged areas (wood cracks, splits, loose or rotten boards, etc.) and repair them quickly to prevent further deterioration. Apply maintenance or touch-up coats as required.

### WARRANTY

This product will give full satisfaction if applied according to the manufacturer's instructions. Manufacturer's liability is limited to the replacement of the product and does not include manpower if found defective upon inspection.